



# Einvoice Service

(Version v02)

**Functional Specification**

### Versions

Version	Description of Change
v01	Initial Version
v02	Added additional description for fiscalization of invoice messages

### Related Documents

Document Name	Description
Invoice Service - Technical specification	All technical details described.
Fiscalization Service - Functional specification	All functional details described
Fiscalization Service - Technical specification	All technical details described.
European standard EN 16931	European Standard on eInvoicing. Can downloaded from <a href="#">EN 16931</a>

## CONTENTS

<b>1. INTRODUCTION.....</b>	<b>4</b>
1.1 USED ABBREVIATIONS .....	4
1.2 TERMINOLOGY .....	5
<b>2. PARTICIPANTS.....</b>	<b>6</b>
<b>3. BUSINESS PROCESSES.....</b>	<b>7</b>
3.1 PREPARATION ACTIVITIES FOR USING A EINVOICE SERVICE .....	7
3.2 FISCALIZATION OF EINVOICES.....	7
3.3 INVOICE CREATION .....	9
3.4 CHANGING STATUS OF AN INVOICE .....	11
3.5 GET EINVOICES DATA.....	12
3.6 GET TAXPAYERS DATA.....	13
<b>4. BUSINESS RULES .....</b>	<b>14</b>
4.1 FISCALIZATION OF EINVOICES.....	14
4.2 INVOICE CREATION .....	14
4.3 CHANGING STATUS OF AN INVOICE .....	14
<b>4.4 GET EINVOICES DATA .....</b>	<b>14</b>
4.5 GET EINVOICES DATA.....	14

## 1. Introduction

This document describes the way of information exchange between two taxpayers, using the Central Information System of the Tax Administration. The document is intended for all interested parties that will participate in the implementation of the solution on the side of the taxpayer. The document describes all processes and rules that are strictly respected in communication.

Data exchange will take place via the Web service using XML messages. This kind of data exchange is not dependent on the technology used by taxpayers or the technology used by the Tax Administration and allows uniform communication between any taxpayer and the Tax Administration. Details regarding technical aspect can be found in document "Einvoice Service - Technical specification".

### 1.1 USED ABBREVIATIONS

Abbreviation	Description	Terminology used in the Law (if it is different)
CA	Certificate Authority	-
CIS	Central Invoice System	-
CRL	Certificate Revocation List	-
FIC	Fiscal Identification Code (generated at server side after successful verification of the invoice)	UII – Unique invoice identifier
EIC	Einvoice Identification Code (generated at server side after successful verification of the einvoice)	-
FWTNIC	Fiscal WTN Identification Code (generated at server side after successful verification of the warehouse transfer note)	UWTNI - Unique Warehouse Transfer Note Identifier
GUID	Global Unique Identifier	-
IIC	Invoice Identification Code	ISC - Invoice Issuer's Security Code
WTNIC	WTN Identification Code (warehouse transfer note identification code)	WTNISC - Warehouse Transfer Note Issuer's Security Code
NUIS	National Unique Identification Number	NUIS/NIPT
TIN	Taxpayer Identification Number	-
OCSP	On-Line Certificate Status Protocol	-
SOAP	Message exchange protocol for XML messages as specified at: <a href="https://www.w3.org/TR/soap/">https://www.w3.org/TR/soap/</a>	-
ERP	Enterprise Resource Planning (Software application used to interact with CIS einvoice service)	-
UC	Use case	-
UUID	Universally Unique Identifier	-
WSDL	Web Services Description Language –XML-based language for description of functions offered by a WWW service as specified at <a href="http://www.w3.org/TR/wsdl">http://www.w3.org/TR/wsdl</a>	-
XML Schema	A XML-based language intended for definition of XML document structure as specified at <a href="http://www.w3.org/TR/xmlschema11-1/">http://www.w3.org/TR/xmlschema11-1/</a> and <a href="https://www.w3.org/TR/xmlschema11-2/">https://www.w3.org/TR/xmlschema11-2/</a>	-

Table 1 – Used abbreviations

## 1.2 TERMINOLOGY

Term	Definition	Terminology used in the Law (if it is different)
<b>Response data message</b>	A data structure in a defined format prescribed by the financial authority, which contains the EInvoice Identification Code (EIC) and is used as acknowledgement of invoice and formal correctness of the registered invoice data message sent.	-
<b>Error Data Message</b>	A data structure in a defined format prescribed by the financial authority, which contains an error code and its text description as a reaction to a registered invoice data message received containing critical errors preventing it from being processed, or when another error occurs which prevents the message being processed at the tax authority's side.	-
<b>Invoice</b>	An invoice is a proof of electronically sale issued by a taxpayer to a person or entity making a purchase, which contains all information regarding totals of the sale and items.	-
<b>Issuer</b>	Person who is issuing the invoice. Issuer of the invoice is responsible for the fiscalization and generating invoice in CIS. This person is in most cases the seller of goods and services but in case of self-billing invoice, the issuer is the buyer of goods and services.	-
<b>Registered EInvoice</b>	Invoice which is registered on CIS containing EIC.	-
<b>Registered invoice data message</b>	A data structure in a defined format prescribed by the fiscal authority, which contains information about the sale and other technical information necessary. This is a complete XML message containing information described in the relevant Web service standards: SOAP/WSDL/WS-Security, etc. A registered invoice data message is sent by an ERP to the tax authority's common technical equipment (Central invoice system).	-
<b>Central invoice platform</b>	Central invoice platform is a web application for taxpayers providing support for einvoice processes.	-
<b>Schematron</b>	Set of rules defined by the "ISO/IEC 19845: 2015 (UBL 2.1)" or "UN/CEFACT Interindustrial Invoice (XML 16B schemes)" specification. Rules are used to check whether provided XML is compliant with the specification.	-

Table 2 - Terminology

## 2. Participants

Participants (Actors) in the process of exchanging einvoices between taxpayers are:

Participant	Description
<b>Taxpayers</b>	All taxpayers that are obliged to issue einvoices in compliance with the Law on invoice and system for monitoring transactions, and Guideline Nr. 20, date 01.06.2020.
<b>AKSHI</b>	Tax Administration Service Provider and Certificate Authority. Responsible for managing the CIS for einvoice.
<b>Tax Administration</b>	Responsible for the implementation of the einvoice process and the supervision of einvoice issuance.

### 3. Business Processes

This chapter describes key business processes related to exchange of invoices between taxpayers using invoice service.

#### 3.1 PREPARATION ACTIVITIES FOR USING A INVOICE SERVICE

The prerequisites for the implementation of the invoice are as follows:

1. Possessing a soft digital certificate (more details can be found in the technical specification of the invoice service document)
2. Possessing an Internet connection.

All preparation activities in this chapter take place at the location of the taxpayer and the responsibility for these preparatory actions is on the taxpayer.

A digital certificate for fiscalization purposes is issued by the competent authority for issuing digital certificates (CAs). In the case of the Republic of Albania it is AKSHI. A detailed description of the submission of a request for issuing a digital certificate and obtaining a certificate is defined in the instructions of AKSHI and is not the subject of this documentation.

Before installing a digital certificate, the taxpayer is obliged to:

1. Have a hardware infrastructure with software that supports fiscalization and invoice processes
2. Have a permanent Internet connection that is necessary for the work of a fiscalization and invoice service
3. Install a downloadable digital certificate and link it to a software with support for fiscalization and invoice service.

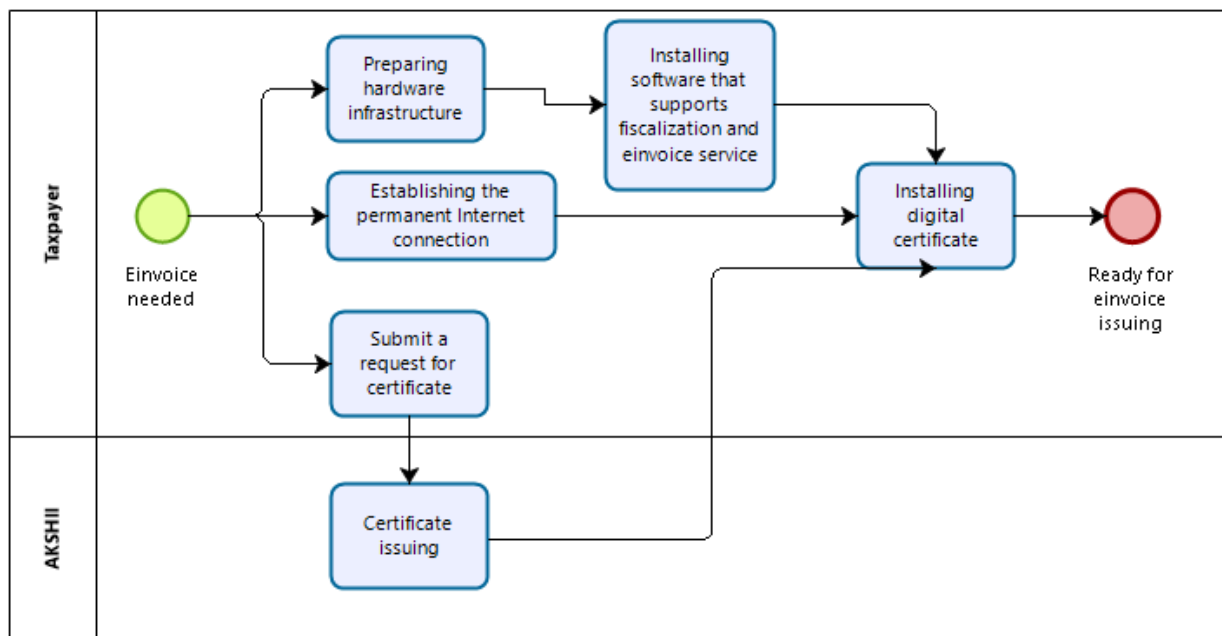


Figure 1 - Preparation activities for using an invoice service

#### 3.2 FISCALIZATION OF INVOICES

This process is described in the “Fiscalization service - Functional specification” and “Fiscalization service - Technical specification”.

Before einvoice is created Taxpayer's ERP must fiscalize non cash invoice with flag IsEinvoice set to true. And after successful fiscalization, FIC is received which must be incorporated inside an einvoice message. Einvoice message must contain same date as fiscalization message, mapping of fields between fiscalization and einvoice message can be found inside "Einvoice service - Technical specification". Fiscalized message is in reserved state until einvoice message with that FIC is received.



### 3.3 INVOICE CREATION

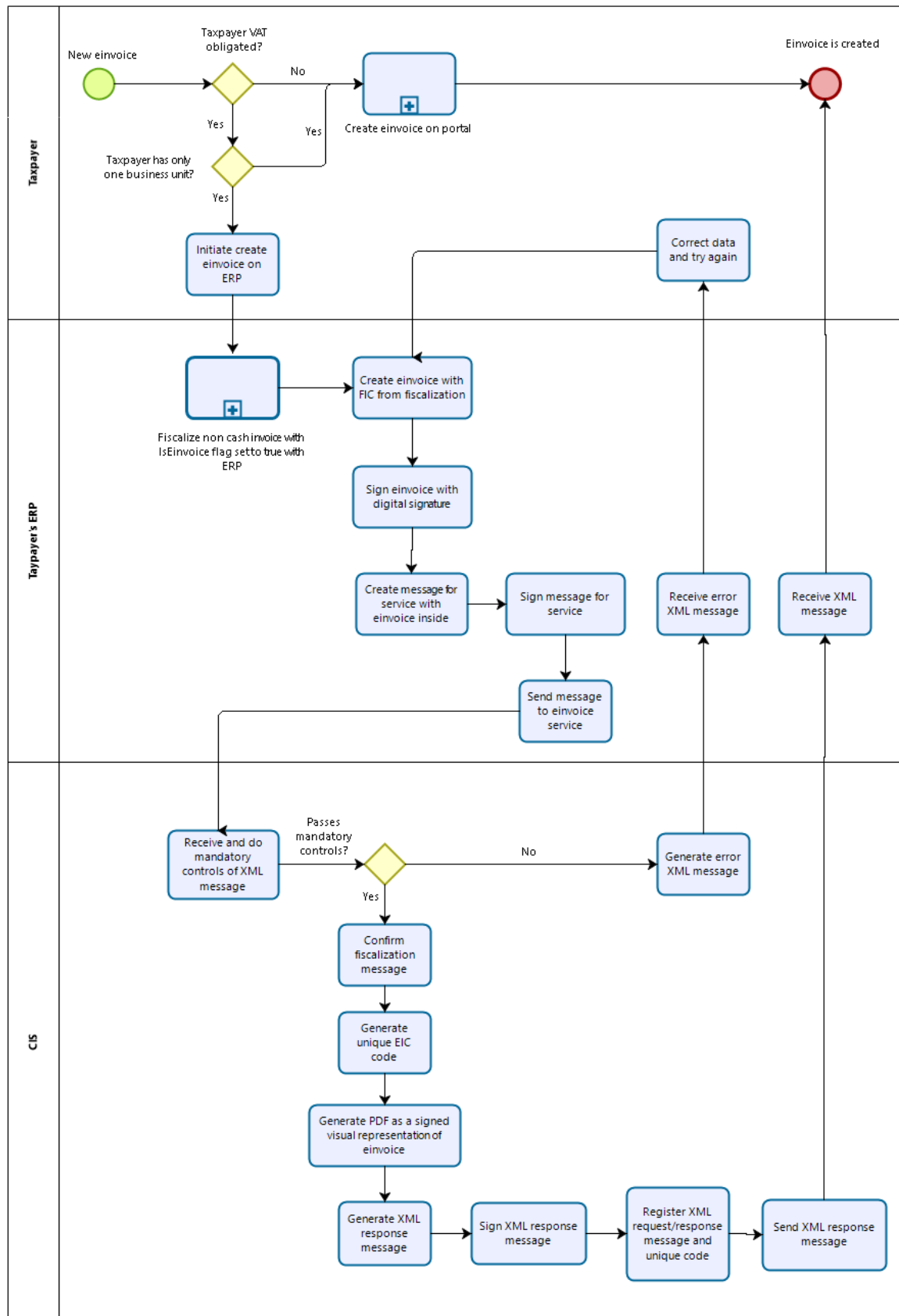


Figure 2 - Invoice creation process

Creating of einvoice can be realized in the following ways:

1. By using a einvoice service through any electronic device on which the software solution for fiscalization and einvoice is installed
2. Using the einvoice portal of the Tax Administration, for taxpayers who fulfils the criteria stipulated in the Decision of the Council of Ministers

The einvoice creation procedure begins when the taxpayer is required to issue a electronic invoice for the delivered goods or services. The taxpayer creates an einovice specified by standards ISO/IEC 19845: 2015 (UBL 2.1) and UN/CEFACT Interindustrial Invoice (XML 16B schemes) described in "European standard EN 16931" specification. After creating the einvoice, the taxpayer signs the einvoice with his digital certificate that he has received from AKSHI. The message must contain all the required information that are defined in the guideline Guideline Nr. 20, date 01.06.2020.

After einvoice is created, taxpayer creates message with einvoice for einvoice service. Prior to sending of the message, taxpayer must sign the message with his digital certificate that he has received from AKSHI. Certificated used to sign einvoice and message for einvoice service must be the same.

The signed message goes to the defined communication channel according to the information system of the Tax Administration. The Tax Administration System receives a signed XML message and verifies the digital signature and structure of the XML message.

If the message has passed the validation, the message is saved in the database of the invoices, fiscalization message with FIC is confirmed, unique EIC code is generated and signed PDF with einvoice data is generated. Once the saving and generation is done, CIS through einvoice service creates a response with an EIC. The response is signed by a digital certificate of the Tax Administration and the response is sent to the taxpayer's ERP. After einvoice is received by CIS, it will be automatically visible to the buyer of the goods and services.

If the message has not passed the validation, the Tax Administration information system (fiscal service) generates an XML response with the corresponding error and sent to the taxpayer ERP. The taxpayer is obliged to immediately correct the mistake in his system after the receipt of the error response, and to try again.

### 3.4 CHANGING STATUS OF AN INVOICE

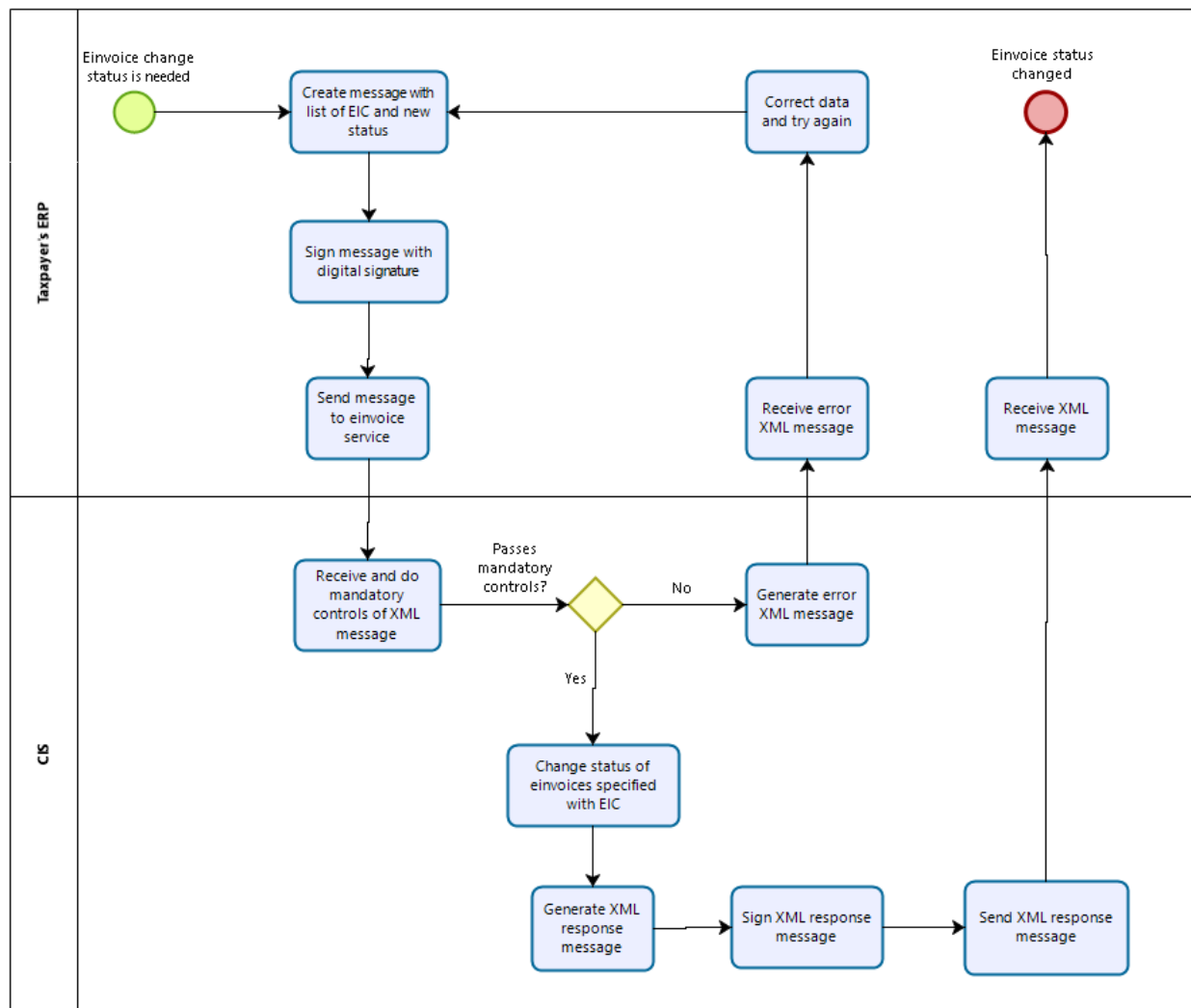
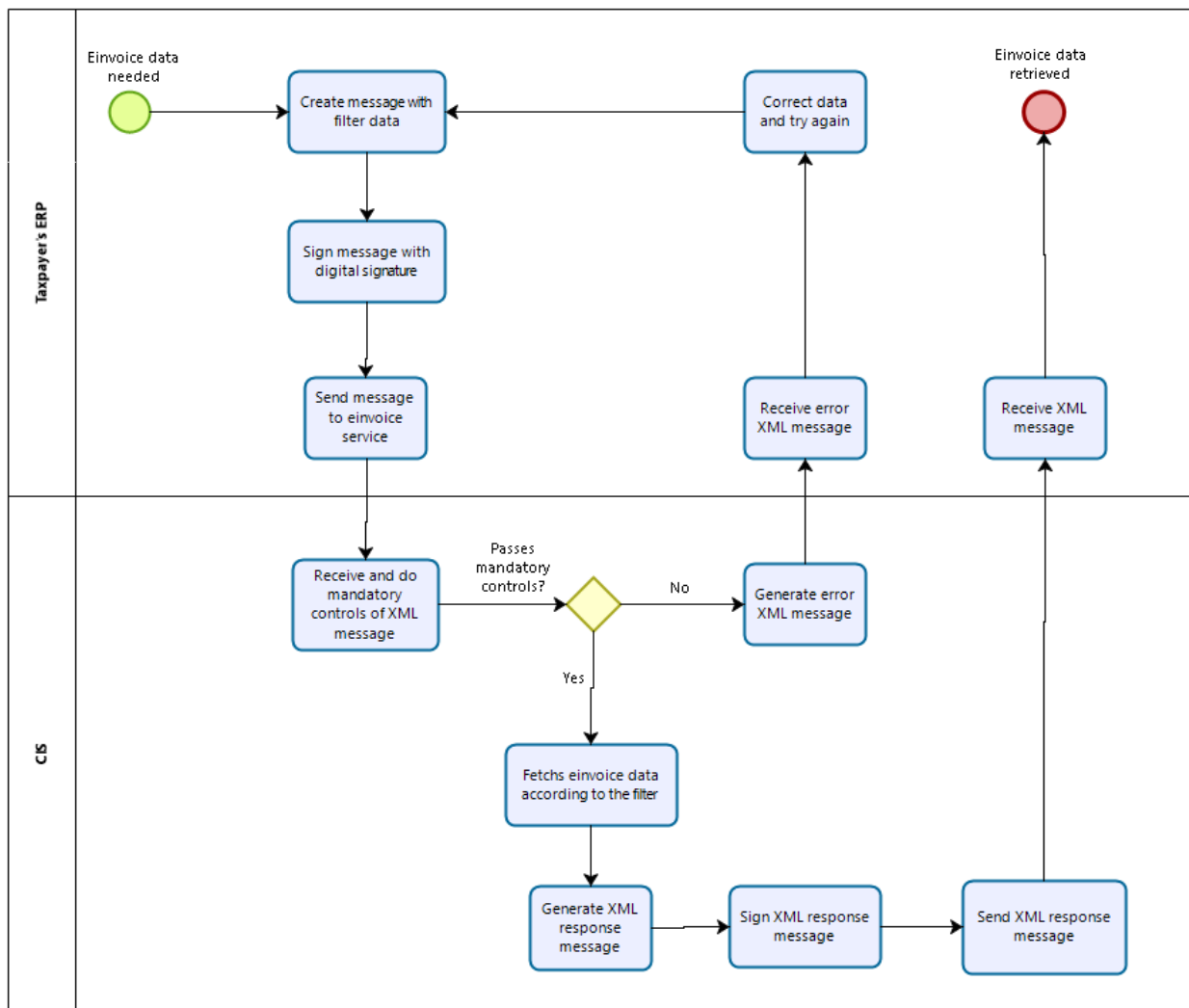


Figure 3 - Changing status of an invoice

If needed, Taxpayer's ERP can use invoice service method to change status of one or more invoices in CIS. To successfully retrieve data, ERP must issue signed message with correct EICs for invoices and new desired status.

### 3.5 GET INVOICES DATA



If needed, Taxpayer's ERP can use invoice service method to retrieve invoice data from CIS. To successfully retrieve data, ERP must issue signed message with filter data.

This method can be used to retrieve visual representation of invoice data as signed PDF.

### 3.6 GET TAXPAYERS DATA

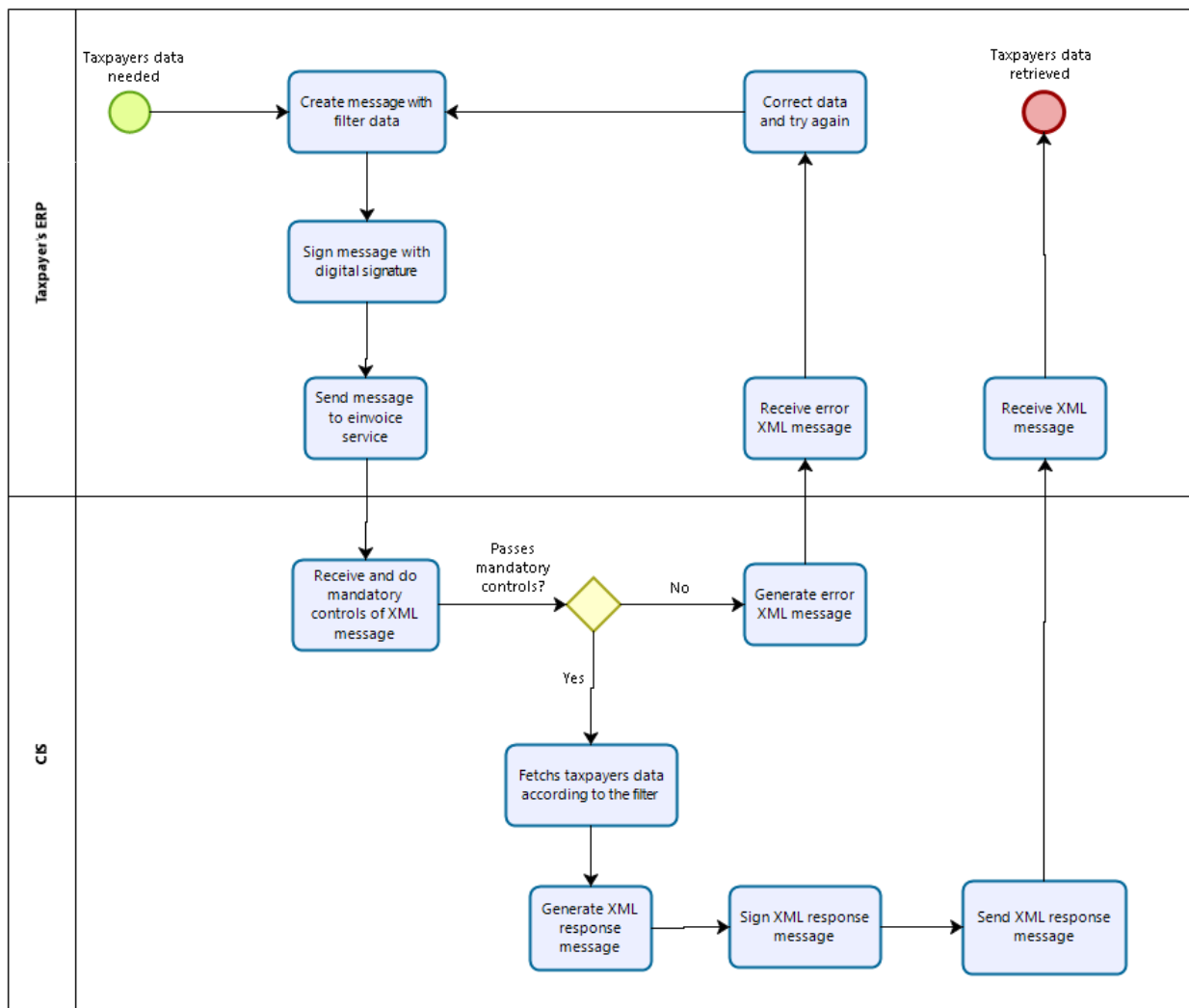


Figure 4 - Get taxpayers process

If needed Taxpayer's ERP can use einvoice service method to retrieve taxpayers data from CIS. To successfully retrieve data, ERP must issue signed message with filter data.

## 4. Business Rules

This chapter describes business rules related to exchange of invoices between taxpayers using einvoice service.

### 4.1 FISCALIZATION OF INVOICES

List of rules:

- Rules regarding fiscalization process can be found in “Fiscalization service - Functional specification”.

### 4.2 EINVOICE CREATION

List of rules:

- The invoice send by the ERP from taxpayer must comply with the specification “European standard EN 16931”.
- The issuer of the electronic invoice must ensure that the data placed in the invoice reflect real supply which must be fiscalized with fiscalization service.
- The issuer of the invoice must ensure the authenticity of the origin, the integrity of the content and the readability of the invoices from the moment of issuance until the end of the period of storage of the invoice. This is done by creating digital signatures and incorporating them inside invoice.

### 4.3 CHANGING STATUS OF AN INVOICE

List of rules:

- The issuer of the request must ensure the authenticity of the origin, the integrity of the content and the readability of the content. This is done by creating digital signatures and incorporating them inside request message.

### 4.4 GET INVOICES DATA

List of rules:

- The issuer of the request must ensure the authenticity of the origin, the integrity of the content and the readability of the content. This is done by creating digital signatures and incorporating them inside request message.

### 4.5 GET INVOICES DATA

List of rules:

- The issuer of the request must ensure the authenticity of the origin, the integrity of the content and the readability of the content. This is done by creating digital signatures and incorporating them inside request message.